

## Education, Science and Culture

### Schools of general education and vocational schools (2017/18)

Type of schools	Number	Pupils / Students
Primary schools	77	20,063
Secondary modern schools	30	11,799
Grammar schools	23	14,909
Special schools	19	2,559
Free Waldorf School	2	646
Second-chance Education	3	812
Vocational centres	9	11,271
Medical vocational school	1	251
Another vocational schools	31	7,208

### Colleges and universities (winter term 2017/2018)

Total number of students .....	39,097
Leipzig University.....	28,797
Leipzig University of Applied Sciences .....	5,884
Leipzig University of Telecommunications .....	1,445
University of Music and Theatre „F.M. Bartholdy“ .....	1,151
HHL - Leipzig Graduate School of Management .....	669
Academy of Visual Arts .....	547
FOM University .....	426
Vitruvius University .....	178

### Visitors in selected cultural institutions (2018)

Gewandhaus Concert Hall .....	291,928
Leipzig Opera .....	193,307
Schauspiel Leipzig .....	106,280
St. Thomas Choir Leipzig („Thomaner“; 2017) .....	83,804
Theater der Jungen Welt .....	66,496
Cabaret „academixer“ .....	62,526
Cabaret „Funzel“ .....	21,427
Stadtgeschichtliches Museum Leipzig (Museum of Municipal History) .....	108,542
Monument to the Battle of the Nations .....	269,239
Forum of Contemporary History .....	202,742
Museum of Fine Arts .....	120,856
Museum in the "Round Corner" .....	119,479
GRASSI Museum of Applied Arts .....	73,675
GRASSI Museum of Ethnography .....	48,716
GRASSI Museum of Musical instruments .....	28,816
Gallery of Contemporary Art .....	66,640
Bach Archive Leipzig .....	50,782
Natural History Museum .....	50,363
Museum in the Mendelssohn House .....	35,075
Egyptian Museum .....	18,721
Zoo Leipzig .....	1,723,180

### Leipzig Municipal Library (2018)

Visitors .....	1,136,846
Units lent .....	4,973,733
Media .....	759,392

## Leipzig in comparison with other Cities

(31.12.2017)

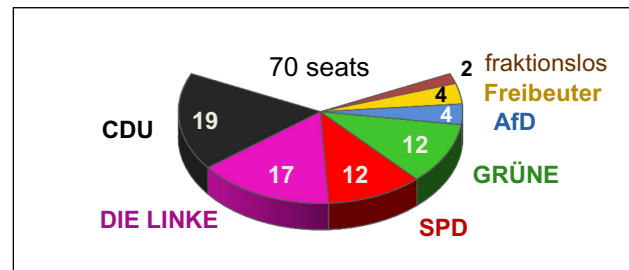
source: Statistical offices of the federal states

City	Area	Inhabitants with primary residence		
	sq.km	Total	Foreigners	per sq.km
Frankfurt a.M.	248.3	746,878	29.0 %	3,008
Stuttgart	207.4	632,743	24.6 %	3,051
Duesseldorf	217.4	617,280	19.7 %	2,839
Dortmund	280.7	586,600	17.0 %	2,090
Essen	210.3	583,393	15.3 %	2,774
<b>Leipzig</b>	<b>297.8</b>	<b>581,980</b>	<b>9.0 %</b>	<b>1,954</b>
Bremen	325.4	568,006	17.5 %	1,746
Dresden	328.5	551,072	7.0 %	1,678
Hanover	204.2	535,061	17.0 %	2,620
Nuremberg	186.4	515,201	21.9 %	2,764
Duisburg	232.8	498,110	20.2 %	2,140
Chemnitz	221.1	246,855	7.4 %	1,116
Halle/Saale	135.0	239,173	9.1 %	1,772
Magdeburg	201.0	238,478	8.6 %	1,186
Erfurt	269.2	212,988	7.4 %	791
Rostock	181.3	208,409	5.9 %	1,150

### Twin Cities (2019)

Addis Abeba (Ethiopia)	Kyiv (Ukraine)
Birmingham (United Kingdom)	Krakow (Poland)
Bologna (Italy)	Lyon (France)
Brno (Czech Republik)	Nanjing (China)
Frankfurt a.M. (Germany)	Thessaloniki (Greece)
Hanover (Germany)	Travnik (Bosnia-Herzegovina)
Houston/Texas (USA)	Herzliya (Israel)

### City Council - political groups (31.12.2018)



**Mayor:** Burkhard Jung (SPD; since 2006)

Detailed statistical information is available from:

Stadt Leipzig, **Amt für Statistik und Wahlen**

Post address: D-04092 Leipzig  
Office address: Burgplatz 1, Stadthaus  
Phone: +49.341.123.2847 Fax: +49.341.123.2845  
E-mail: statistik-wahlen@leipzig.de  
Internet: http://statistik.leipzig.de

Sources: Offices for statistics of the city of Leipzig and of Saxonia  
Picture: Agentur Kocmoc.net GmbH



**Stadt Leipzig**

Amt für Statistik und Wahlen



**Facts and Figures**  
**2019**

## Geographical situation (2019)

The city of Leipzig, located in the southeast of North German Lowland, is the main city of the "Metropolregion Mitteldeutschland".

Geographical location of city centre ..... 51°20'north / 12°22'east  
 Altitude of Market Square ..... 112 m above sea level  
 Average Altitude ..... 123 m above sea level  
 Highest point ..... 178 m  
 Local time at 12 h Central European Time ..... 11:49:31 h

## Area and land use (2018)

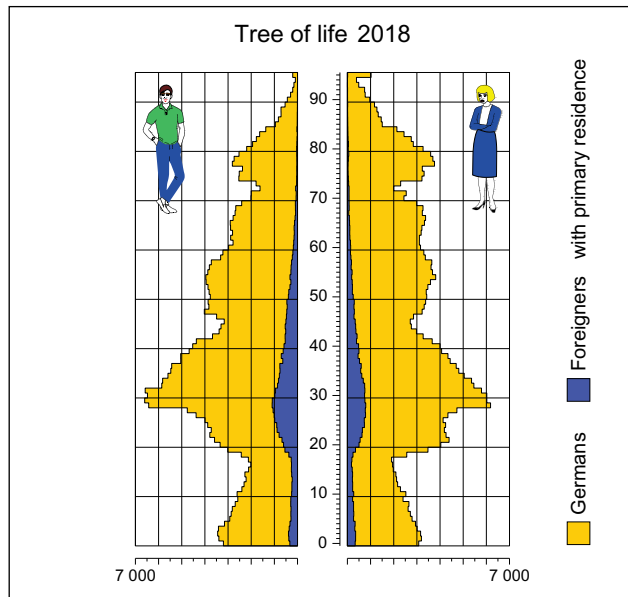
Total area ..... 297.8 sq.km  
 Settlement and traffic areas ..... 53.9 %  
 Including: Residential areas ..... 16.9 %  
 Forest areas ..... 6.5 %  
 Waters ..... 3.9 %

## Population (31.12.2018)

Population with primary residence ..... 596,517  
 Male ..... 294,231  
 Female ..... 302,286  
 Germans without immigrant background ..... 508,628  
 Germans with immigrant background ..... 29,268  
 Foreigners .....  
     EU countries ..... 33.2 %  
     Syrian ..... 14.5 %  
     Romanian ..... 6.3 %  
     Russian ..... 5.5 %

## Age structure:

Under 6 years ..... 6.3 %  
 6 - under 15 ..... 7.4 %  
 15 - under 65 ..... 65.9 %  
 65 years and over ..... 20.3 %



## Population movements (2018)

Births ..... 6,779  
 Births per 1,000 inhabitants ..... 11.5  
 Deaths ..... 6,475  
 Deaths per 1,000 inhabitants ..... 10.9  
 Marriages (2017) ..... 2,055  
 Divorces ..... 855  
 Persons moving to Leipzig ..... 33,886  
 Persons leaving Leipzig ..... 26,912  
 Persons moving within Leipzig ..... 48,731

## Labour market

Persons engaged in business (2017) ..... 336,200  
     Production industries ..... 48,500  
     Distributive trade, transport and communications ..... 89,300  
     Other sectors ..... 198,400

## Employees subject to social insurance contributions (2018)

Working place Leipzig ..... 269,009  
 Residence Leipzig ..... 235,431

## Commuters (2018)

People commuting into the city ..... 97,720  
 People commuting out of the city ..... 64,311

## Unemployment (2018)

Unemployed persons total ..... 18,822  
     Male ..... 10,966  
     Female ..... 7,856

## Economy

### Business notifications (2017)

Registrations ..... 5,409  
 Deregistrations ..... 4,903

### Number of firms (2018)

Chamber of Industry and Commerce ..... 44,197  
 Chamber of Small Industries and Skilled Trades ..... 5,280

### Manufacturing (2018; firms with at least 50 employees)

Local units ..... 68  
 Employees ..... 20,027  
 Turnover ..... 9,574.9 million €  
 Foreign turnover ..... 4,874.9 million €

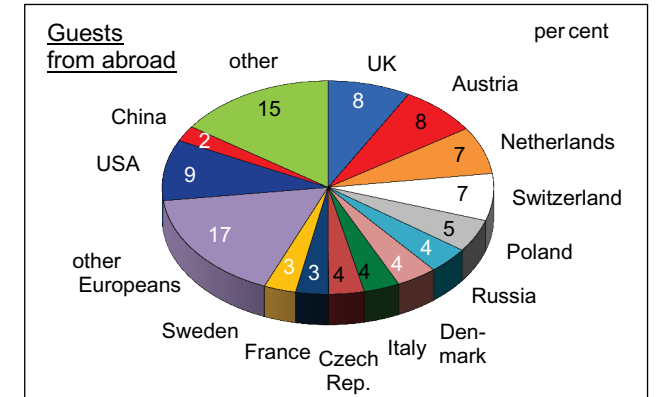
### Construction (2017; firms with at least 20 employees)

Local units ..... 121  
 Employees ..... 6,356  
 Turnover ..... 962.7 million €

## Tourism (2018)

Guests ..... 1,836,797  
     guests from abroad ..... 269,632  
 Overnight stays ..... 3,376,257  
     guests from abroad ..... 542,214

Average stay in nights ..... 1.8



Hotels ..... 46 with 9,918 beds  
 Pensions ..... 28 with 718 beds  
 Hotels garnis ..... 31 with 5,318 beds

## Trade fairs and Congresses (2018)

Leipziger Messe GmbH		Exhibitors	Visitors
Trade fairs / congresses		> 15,500	> 1.2 Mill.
among	Leipziger Buchmesse	2,635	197,000
other:	Haus-Garten-Freizeit	854	} 172,952
	Mitteldeutsche Handwerksmesse	233	
	Modell-hobby-spiel	625	94,800
	Partner Pferd	250	72,900
	Designers' Open	220	17,200

## Traffic and Transport (2018)

Motorways and federal roads  
 A9, A14, A38, B2, B6, B87, B181, B184, B186

Roads in Leipzig - Length total ..... 1,789.6 km  
 Motorways, federal and states roads ..... 170.3 km

### Public local transport - LVB

Network (tram and bus) ..... 955.1 km  
 Passengers (tram and bus) ..... 156.4 million

Motor vehicles total (2017) ..... 255,091

### Leipzig-Halle Airport

Passengers ..... 2,571,119  
 Starts and landings ..... 79,218  
 Air freight ..... 1,221,429 t